



Radius: **22' to 52'**
 Flow: **0.5 to 14.1 GPM**
 Inlet: **3/4"**

FEATURES

- Model: 4"
- Arc setting: 40° to 360°
- Factory installed rubber cover
- Through-the-top arc adjustment
- QuickCheck™ arc mechanism
- Water lubricated gear-drive
- Nozzle choices: 27 total, nozzle racks: Red, Blue, Gray Low Angle
- Warranty period: 2 years

OPERATING SPECIFICATIONS

- Radius: 22' to 52'
- Flow: 0.5 to 14.1 GPM
- Recommended pressure range: 25 to 70 PSI
- Operating pressure range: 20 to 100 PSI
- Precipitation rates: 0.4 in/hr approximately
- Nozzle trajectory: Std = 25°, Low Angle = 13°



PGP-ADJ

Overall height: 7 3/8"
 Pop-up height: 4"
 Exposed diameter: 1 3/4"
 Inlet size: 3/4"

PGP-ADJ – SPECIFICATION BUILDER: ORDER 1 + 2 + 3

1 Model	2 Standard Features	3 Feature Options
PGP-ADJ-B = 4" Pop-up	Adjustable arc with Blue nozzle rack	1.5 to 4.0 = Factory-installed Blue nozzle number
PGP-ADJ = 4" Pop-up	Adjustable arc with Red nozzle rack	#5 to #8 = Factory-installed Red nozzle number #7 = Factory-installed Red nozzle number

Examples:

- PGP-ADJ = 4" Pop-up, adjustable arc
- PGP-ADJ - B - 3.0 = 4" Pop-up, adjustable arc, and 3.0 Blue nozzle
- PGP-ADJ - 07 = 4" Pop-up, adjustable arc, and #7 Red nozzle

PGP Red Standard Nozzle



PGP GRAY LOW ANGLE NOZZLE PERFORMANCE DATA

Nozzle	Pressure PSI	Radius ft.	Flow GPM	Precip in/hr	Precip in/hr	
				■	▲	
4LA ●	30	22	1.4	0.56	0.64	
	40	24	1.7	0.57	0.66	
	Gray 50	26	1.8	0.51	0.59	
60	28	2.0	0.49	0.57		
	5LA ●	30	25	1.6	0.49	0.57
		40	27	1.9	0.50	0.58
Gray 50		28	2.1	0.52	0.60	
60	30	2.3	0.49	0.57		
	6LA ●	30	27	2.1	0.55	0.64
		40	30	2.5	0.53	0.62
Gray 50		33	2.8	0.49	0.57	
60	35	3.0	0.47	0.54		
	7LA ●	30	29	2.8	0.64	0.74
		40	32	3.1	0.58	0.67
Gray 50		35	3.5	0.55	0.64	
60	37	3.8	0.53	0.62		
	8LA ●	30	31	3.4	0.68	0.79
		40	34	3.9	0.65	0.75
Gray 50		37	4.4	0.62	0.71	
60	38	4.7	0.63	0.72		
	9LA ●	30	33	4.3	0.76	0.88
		40	37	5.0	0.70	0.81
Gray 50		40	5.6	0.67	0.78	
60	42	6.1	0.67	0.77		
	10LA ●	40	38	6.5	0.87	1.00
		50	40	7.3	0.88	1.01
Gray 60		42	8.0	0.87	1.01	
70	44	8.6	0.86	0.99		

Bold = Recommended pressure

Note:

All precipitation rates calculated for 180° operation. For the precipitation rate for a 360° sprinkler, divide by 2.

PGP® RED NOZZLE PERFORMANCE DATA					
Nozzle	Pressure PSI	Radius ft.	Flow GPM	Precip in/hr	
				■	▲
1 Red	30	28	0.5	0.12	0.14
	40	29	0.6	0.14	0.16
	50	29	0.7	0.16	0.19
	60	30	0.8	0.17	0.20
2 Red	30	29	0.7	0.16	0.19
	40	30	0.8	0.17	0.20
	50	30	0.9	0.19	0.22
	60	31	1.0	0.20	0.23
3 Red	30	30	0.9	0.19	0.22
	40	31	1.0	0.20	0.23
	50	31	1.2	0.24	0.28
	60	32	1.3	0.24	0.28
4 Red	30	32	1.2	0.23	0.26
	40	33	1.4	0.25	0.29
	50	34	1.6	0.27	0.31
	60	34	1.8	0.30	0.35
5 Red	30	32	1.6	0.30	0.35
	40	36	1.8	0.27	0.31
	50	38	2.0	0.27	0.31
	60	38	2.2	0.29	0.34
6 Red	30	34	2.0	0.33	0.38
	40	36	2.4	0.36	0.41
	50	38	2.7	0.36	0.42
	60	38	2.9	0.39	0.45
7 Red	30	34	2.6	0.43	0.50
	40	38	3.0	0.40	0.46
	50	40	3.4	0.41	0.47
	60	40	3.7	0.45	0.51
8 Red	30	37	3.2	0.45	0.52
	40	39	3.7	0.47	0.54
	50	41	3.9	0.45	0.52
	60	42	4.6	0.50	0.58
9 Red	30	38	3.6	0.48	0.55
	40	41	4.3	0.49	0.57
	50	44	5.2	0.52	0.60
	60	45	5.5	0.52	0.60
10 Red	40	44	6.0	0.60	0.69
	50	46	6.8	0.62	0.71
	60	47	7.6	0.66	0.76
	70	49	8.2	0.66	0.76
11 Red	40	46	8.0	0.73	0.84
	50	48	8.9	0.74	0.86
	60	50	9.8	0.75	0.87
	70	51	10.5	0.78	0.90
12 Red	40	46	10.5	0.96	1.10
	50	48	11.9	0.99	1.15
	60	50	12.7	0.98	1.13
	70	52	14.1	1.00	1.16


Bold = Recommended pressure

Note:


All precipitation rates calculated for 180° operation. For the precipitation rate for a 360° sprinkler, divide by 2.

PGP BLUE NOZZLE PERFORMANCE DATA					
Nozzle	Pressure PSI	Radius ft.	Flow GPM	Precip in/hr	
				■	▲
1.5 Blue	25	29	1.2	0.27	0.32
	35	31	1.4	0.28	0.32
	45	31	1.5	0.30	0.35
	55	32	1.8	0.34	0.39
2.0 Blue	65	32	1.9	0.36	0.41
	25	33	1.4	0.25	0.29
	35	33	1.7	0.30	0.35
	45	34	2.0	0.33	0.38
2.5 Blue	55	34	2.1	0.35	0.40
	65	32	2.3	0.43	0.50
	25	33	1.7	0.30	0.35
	35	35	2.1	0.33	0.38
3.0 Blue	45	35	2.5	0.39	0.45
	55	35	2.6	0.41	0.47
	65	35	2.9	0.46	0.53
	25	35	2.2	0.35	0.40
3.0 Blue	35	36	2.7	0.40	0.46
	45	38	3.0	0.40	0.46
	55	39	3.4	0.43	0.50
	65	39	3.7	0.47	0.54
4.0 Blue	25	37	3.0	0.42	0.49
	35	39	3.5	0.44	0.51
	45	40	4.0	0.48	0.56
	55	41	4.5	0.52	0.60
4.0 Blue	65	41	4.8	0.55	0.63
	25	37	3.7	0.52	0.60
	35	39	4.5	0.57	0.66
	45	42	5.0	0.55	0.63
5.0 Blue	55	42	5.7	0.62	0.72
	65	42	6.2	0.68	0.78
	25	38	4.3	0.57	0.66
	35	40	5.6	0.67	0.78
6.0 Blue	45	43	6.0	0.62	0.72
	55	44	6.7	0.67	0.77
	65	44	7.3	0.73	0.84
	25	37	6.0	0.84	0.97
8.0 Blue	35	41	7.0	0.80	0.93
	45	44	8.0	0.80	0.92
	55	46	9.0	0.82	0.95
	65	46	9.8	0.89	1.03


PGP NOZZLES



Red (P/N 130900)



Blue (P/N 665300)



Gray (P/N 233200)



PGP-ADJ
Easy arc and radius adjustment

ROTORS